

# SLIM SURFACE CHANNEL

## PRODUCT DESCRIPTION

Surface mounting channel with diffusing lens

## FEATURES

- Concealed sources of light
- Frosted lens for seamless light diffusion
- Anodized aluminum

## SIZES

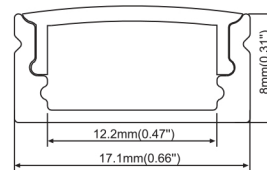
3/4"  
1"

## LENSES

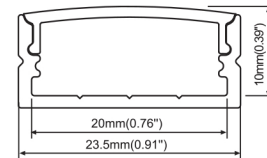
Standard lens-frosted, flat  
Other options available



MODEL #:	ACCESSORIES:
ABS-Profile 02	End caps ABS-Profile 02-EC Plastic mounting clip ABS-Profile 02-PMC Swivel mounting clip ABS-Profile 02-SMC Metal mounting clip ABS-Profile 02-MMC Straight connector ABS-Profile 02-SC Corner connector ABS-Profile 02-CC
ABS-Profile 14	End caps ABS-Profile 14-EC Plastic mounting clip ABS-Profile 14-PMC Swivel mounting clip ABS-Profile 14-SMC Metal mounting clip ABS-Profile 14-MMC Straight connector ABS-Profile 14-SC Corner connector ABS-Profile 14-CC




ABS-Profile 02




ABS-Profile 14

## ACCESSORIES




PLASTIC MOUNTING CLIP



METAL MOUNTING CLIP



SWIVEL MOUNTING CLIP



END CAP



STRAIGHT CONNECTOR



CORNER CONNECTOR